



turn to the experts 



LIGHT COMMERCIAL

PRODUCTS



CATALOGUE 2019 - 2020



INDEX

INVERTER CONSOLE XPOWER 42QZA	23
INVERTER UNDER-CEILING XPOWER 42QZL	27
INVERTER CASSETTE XPOWER 42QTD	33
INVERTER DUCTED XPOWER 42QSS	39
INVERTER STANDING XPOWER 42QFD	45

WEATHERMAKERS TO THE WORLD



Willis H. Carrier

THE INVENTOR OF MODERN
AIR-CONDITIONING THAT CHANGED
THE WAY WE LIVE, WORK AND PLAY.



Carrier is a world leader in heating, air-conditioning and refrigeration solutions.

Built on Willis Carrier's invention of modern air conditioning in 1902, Carrier is a world leader in heating, air-conditioning and refrigeration solutions. We constantly build upon our history of proven innovation with new products and services that improve global comfort and efficiency.

Our innovations drive new industries and it is why our products and services are trusted in every corner of the world – and why you can feel good about trusting us in your corner of it.

The invention that changed the world!

In 1902, Willis Carrier solved one of mankind's most elusive challenges by controlling the indoor environment through modern air conditioning. His invention enabled countless industries, promoting global productivity, health and personal comfort.

Today, Carrier innovations are found across the globe and in virtually every facet of daily life.

We create comfortable and productive environments, regardless of the climate. We safeguard the global food supply by preserving the quality and freshness of food and beverages. We ensure health and well-being by enabling the proper transport and delivery of vital medical supplies under exacting conditions. We provide solutions, services and education to lead the green building movement.

These mark just a handful of the ways Carrier works to make the world a better place to live, work and play.

#thankyouwilliscarrier

MEETING **CUSTOMER NEEDS**

Carrier delivers global solutions across a broad range of applications in heating, air-conditioning, refrigeration and beyond.



Home comfort

Carrier heating and air-conditioning systems are trusted to bring energy-efficient, quiet, consistent comfort to millions of people at home.



Building solutions

Carrier provides sustainable solutions in heating, air-conditioning, building automation and energy services for the building life-cycle.



Transport refrigeration

Carrier transport refrigeration equipment, cold chain monitoring solutions and replacement components ensure the safe, reliable transport of food and beverages, medical supplies and other perishable cargo to people and businesses around the world.



Commercial refrigeration

Serving the beverage, food service and food retail industries, Carrier's refrigeration solutions are built on next-generation technologies to preserve freshness, ensure safety and enhance appearances of global food and beverage retail.

UNMATCHED **QUALITY AND EXPERTISE**

Renowned hotels, international airports, historical museums, major hospitals and leading industries all over the world rely on Carrier equipment to provide comfortable, healthy and productive environment to their guests & residents.

LANDMARK **INSTALLATIONS**

- **The Sistine Chapel** - Vatican City, Italy
- **The White House** - Washington DC, USA
- **Acropolis Museum** - Athens, Greece
- **Munich International Airport** - Munich, Germany
- **Bahnhof internet service provider data center** - Stockholm, Sweden
- **MuCEM National museum of European and Mediterranean Civilizations** - Marseille, France
- **Kremlin Palace** - Moscow, Russia
- **The Great Library of Alexandria** - Alexandria, Egypt
- **British Museum** - London, UK
- **Singapore Expo, Asia's largest exhibition center** - Singapore
- **The Great Hall of the People** - Beijing, China
- **George Washington's Mount Vernon Estate and Gardens** - Virginia, USA
- **Galleria degli Uffizi** - Florence, Italy

...and millions of commercial applications around the world!



The Sistine Chapel - Italy




Munich International Airport - Germany



Teatro Real - Spain



British Museum London - UK



The Great Library of Alexandria - Egypt



Sydney Opera House Sydney - Australia

COMMITTED TO ENVIRONMENTAL RESPONSIBILITY

Whether it's reducing our greenhouse gas impact, leading the phase-out of ozone-depleting refrigerants, or introducing many of the world's most energy-efficient building solutions, at Carrier, we incorporate sustainability into all that we do. To us, it's only natural.

From the very beginning, Carrier has been a natural leader. Not simply for the fact that we created an entirely new and innovative product, but because as we did so, we set the standard in environmental responsibility. Since 1994, we have led the industry in the phase-out of ozone-depleting refrigerants while introducing many of the world's most energy-efficient heating, air-conditioning and refrigeration systems.

Preservation of the environment and protecting our world's finite natural resources are central tenets of our business. We recognize the vital importance of maintaining a responsible balance between the comfort we create today and the world we live in tomorrow.

Carrier's factories in Charlotte, North Carolina and Huntington, Indiana became only the 10th and 11th factories in the world to receive Leadership in Energy and Environmental Design (LEED) Existing Building certification, a first for the heating, air conditioning and refrigeration industry worldwide.

Carrier launched factory energy reduction goals in 1988, and expanded to broader global environmental, health and safety metrics in 1997. In 2003, Carrier, as a business unit of United Technologies Corp., was the first manufacturer of heating, air conditioning and refrigeration systems to join the U.S. EPA Climate Leaders program by declaring and reporting climate change goals. From 2000 to 2009, Carrier reduced its air emissions by 76% and water usage by 52% on an absolute basis. Since 2006, the company lowered its greenhouse gas emissions by 33%.



COMMITMENT

Green products start at a green company. At Carrier, environmental stewardship is a core value that is reflected daily in our products, services and operations, and in the culture of our enterprise.

Our comprehensive environment, health and safety program has been in effect for more than 20 years. That is why we have been able to achieve milestones like reducing our greenhouse gas emissions by 35% and water usage by 27% on an absolute basis from 2006 to 2011. Never resting on our accomplishments, we have three factories certified by the U.S. Green Building Council® under the LEED® rating system.

LEADERSHIP

From the very beginning, Carrier has been a natural leader. With the invention of modern air conditioning, Carrier set the standard for the industry it created. We aim just as high in setting the standard for sustainability.

Willis Carrier was a sustainability leader. Utilizing precise cooling processes, his invention enabled countless industries to avoid waste and preserve resources for future generations. Today, preservation of the environment and protecting our finite natural resources remains a central tenet of our business, and we actively share our sustainability expertise in the marketplace.

Today, Carrier measures itself in six comprehensive categories:

- Greenhouse gas emissions
- Air emissions
- Water
- Materials of concern
- Waste
- Safety

INNOVATION

Carrier products turn energy into useful work. In our research and design, we challenge ourselves to create products that consume fewer resources and produce fewer emissions.

At Carrier, we design with the environment in mind and set environmental performance targets for our products. In nearly every category, we offer industry-leading, energy-efficient options for our customers. And we continue to invest in research and development, applying the newest technological innovations to create ever more sustainable solutions.

IMPROVEMENT

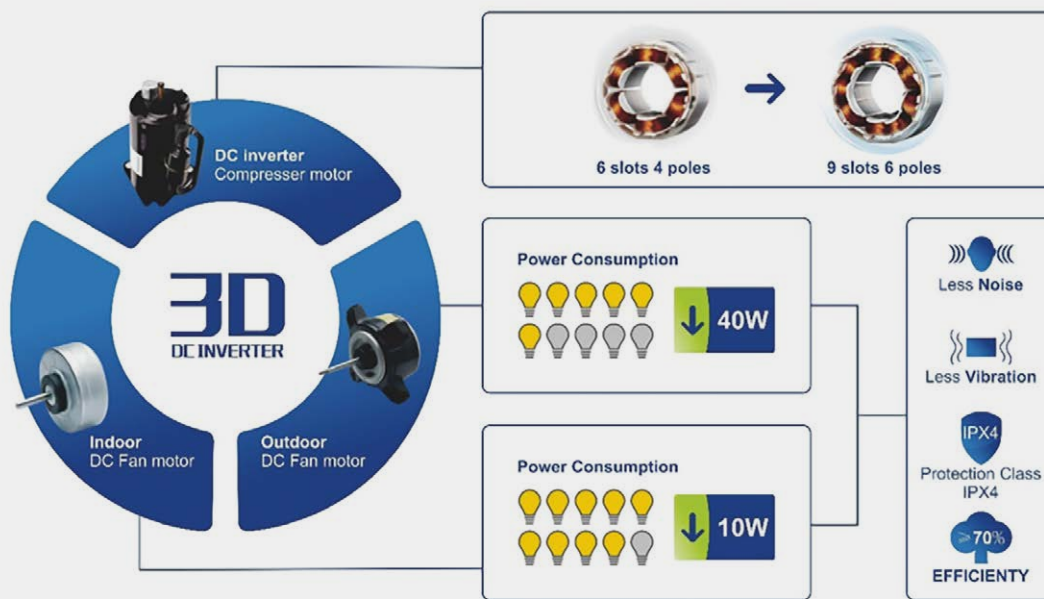
Through innovations in design and manufacturing, we improve our production processes, our products and services and, ultimately, we help you to improve your everyday life.

The word “improve” represents Carrier’s belief in continuous improvement of our products and services, our customers’ experience and our environmental impact. We aim to improve people’s lives through indoor environmental control, preservation of food supplies around the world and the search for solutions that minimize our impact on the natural environment.

EFFICIENT AND RELIABLE SOLUTIONS FOR ANY APPLICATION

Carrier's 3D DC Inverter technology significantly increases energy efficiency and performance for a wide operation range. The unit is controlled electronically by a microprocessor that senses indoor and outdoor temperature to achieve maximum comfort and energy savings even in extreme ambient conditions. As a result, you can be comfortable all day long without worrying about the energy consumption!

Designed for maximum energy savings and comfort



Carrier air-conditioning units can provide heating and cooling in a wide range from -15 to +46 °C without sacrificing efficiency.

They use ultra-quiet inverter compressors, equipped with 9 slots and 6 poles, operating at variable speeds and achieving precise temperature control, greater energy savings up to 70% and powerful dehumidification.

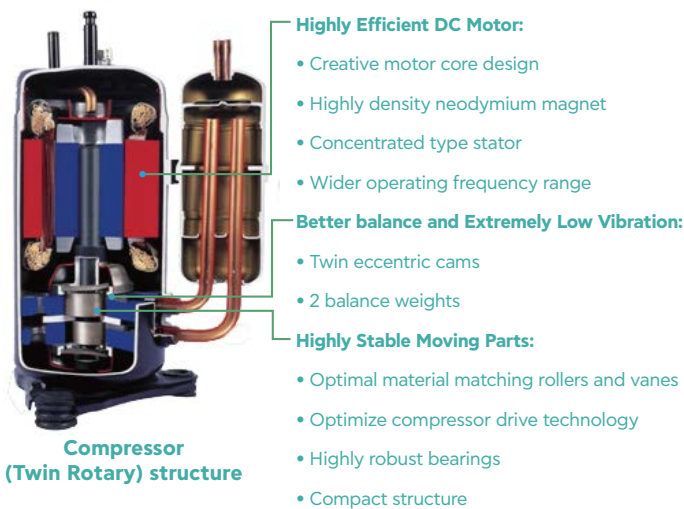
The compressor speed modulates automatically, much like a car on cruise control, so the system isn't constantly running at maximum capacity and only draws energy when it's needed.

The indoor and outdoor fans are also equipped with DC motors, further improving energy efficiency and money savings!



DC TWIN-ROTARY COMPRESSORS

All units between 24.000 to 64.000 BTU are equipped with state-of-the-art DC Twin-Rotary compressors which contribute to the system's high efficiency and reliability.



The two-rotary compression cylinders, offset from each other by 180° and the DC brushless motor with the shaft in perfect balance, reduce vibration and noise even when operating at very low speeds.

This means that there is an extremely wide range between the minimum and maximum capacity, therefore the system is always optimized to provide maximum comfort with precise temperature control at extremely high efficiency levels.

Advanced electronic management

Two distinct electronic management logics optimize operation to offer comfort with minimum energy consumption.

- Pulse Amplitude Modulation (PAM) of direct current to generate maximum power for the compressor at start-up and in peak load conditions.
- Pulse Width Modulation (PWM) of direct current optimizes compressor efficiency once the preset temperature has been reached, ensuring optimum performance while saving energy.

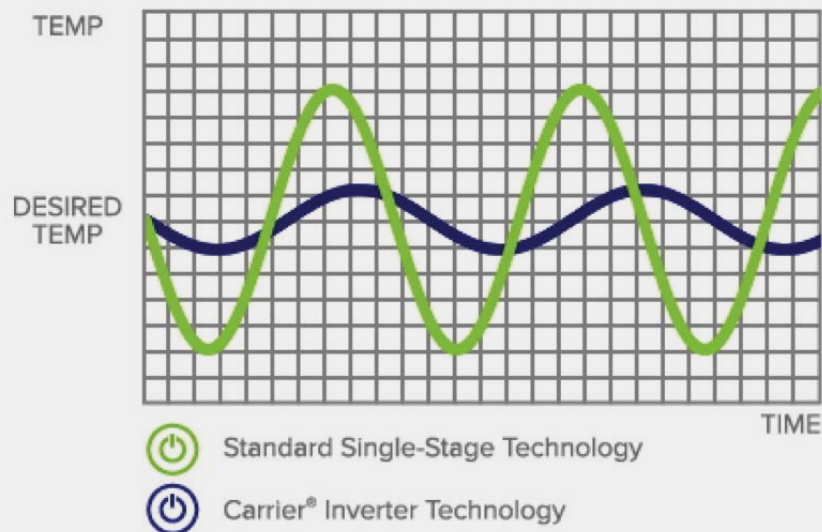
Several sensors placed in key positions on the refrigerant circuit electronically detect the operational state of the system. A micro controller unit receives the inputs from the sensors, elaborates them using advanced algorithms and optimizes the refrigerant flow and the operation of the compressor, the fan motors and the pulse modulation valve.

Less noise, precise temperature control

For greater efficiency and comfort, both the outdoor and indoor fans are controlled electronically to provide the required air-flow while constantly maintaining the desired temperature.

The outdoor fan, controlled by a microprocessor, can operate in five different speeds. This enables the unit to reach the set-temperature quickly and minimize energy consumption and noise at a lower speed while maintaining the same temperature.

The indoor fan has twelve different speeds that ensure accurate temperature control, comfortable air-flow and silent operation.



You can run your air-conditioner for long hours without worrying about the energy bill as it will automatically adjust the compressor speed to meet your needs!

Current input management

The condensing unit current is continuously monitored to ensure long lasting performance of the compressor and its electronic components. The compressor frequency is increased gradually up to maximum speed. This guarantee's:

- No peaks of current absorption during the start-up: the absorption is always lower than the maximum operating value.
- Safe connection to single phase power supply even in large capacity systems.

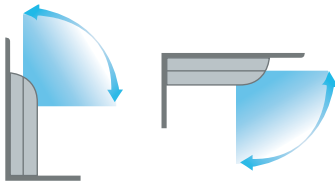


Setting the standard
for **performance,**
energy efficiency
and **sustainability.**

FLEXIBLE AND EASY INSTALLATION FOR ALL APPLICATIONS

Carrier understands the importance of correct installation, easily performed. Our units incorporate advanced features to reduce installation time and make it more flexible.

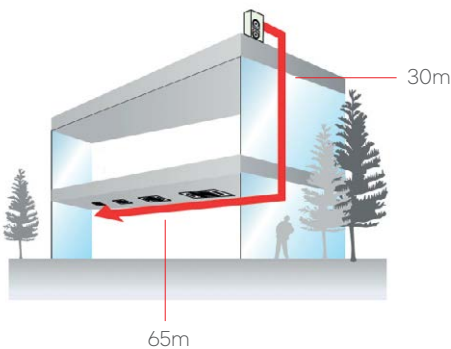
Carrier units have been designed to match all project requirements, with features that make installation more flexible to any given space.



The unit can be installed either horizontally on the ceiling or vertically against the wall.

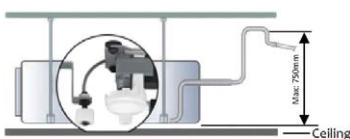


360° Air Flow



65m

30m



Max: 750mm

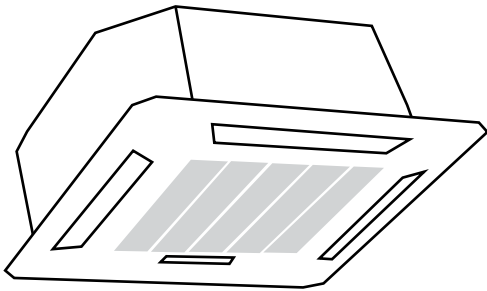
Ceiling

- **Low profile units:** The new ducted units have the lowest height design in the industry (down to 210mm), to fit in low-ceiling installations.
- **Fresh Air Intake Ports:** A ventilation motor can be installed in the fresh-air duct, connected to the ventilation connector, and work with the indoor fan to increase the volume of fresh air.
- **Floor & ceiling installation:** Console units can be seamlessly installed on the floor or on the ceiling, according to your needs.
- **360° Air Flow:** Cassette sizes from 24.000 to 60.000 BTU can distribute airflow evenly to all directions, without “blind-spots”, achieving equal temperature across the room.
- **Reserved Air Outlet for Duct:** A reserved outlet on the side of the indoor unit allows the connection of an air duct to provide air conditioning to nearby rooms from a single unit.
- **Piping:** The indoor units offer connections for pipes coming from any direction, simple wiring and built-in drain pumps and reserved slots for fresh air intake. The outdoor units can support piping length up to 65 meters length with height difference up to 30 meters.
- **Reserved Dry Contact Ports:** With the reserved ports, a remote switch can be easily connected for a remote control. The built-in PCB can produce alarm signal which can be connected to an external alarm light or vibration gauge.
- **Built-in Drain Pump:** The drain pump can remove the condensing water from the unit, up to 750mm high. The drainage piping is easy to install even at narrow spaces.
- **Easy access:** You can easily access the internal components of the units simply by removing the front panels.

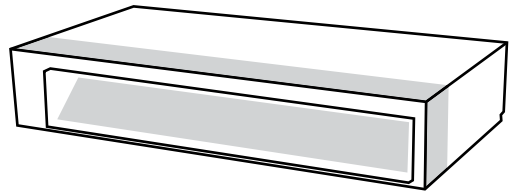
COMPLETE RANGE

Carrier offers a complete range of 3D DC Inverter systems that meet a wide range of residential and light commercial needs. Choose the combination of units that better serves your application: shops, offices, restaurants, bungalows, small or medium sized commercial spaces. With highly efficient single and twin-rotary compressors and unlimited options, we provide you with all the benefits you could ask for.

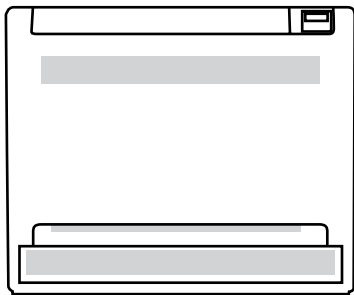
The range includes:



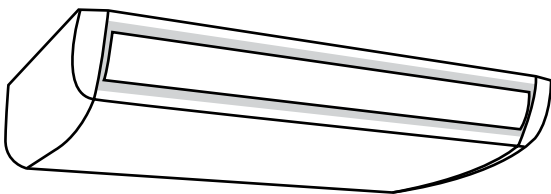
4-Way cassette with compact design



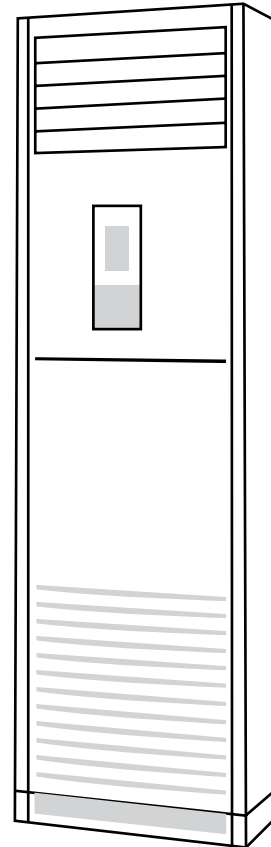
Ducted unit with low profile



Console unit



Under-ceiling unit with slim body



Free Standing Unit

COMPLETE CONTROL SOLUTIONS

Carrier units can be easily controlled through their remote control that displays all functions on its backlight, LCD display. Ducted units come with a wired control with big LCD display, which is also available for all units. Additionally, there is an optional wired control with modern design and big LCD display.



REMOTE CONTROL

BMS controls

For greater flexibility in building installations, Carrier's new A6 ducted units come equipped with BMS Gateways that are compatible with multiple communication protocols of BACnet, LonWorks and Modbus.



OPTIONAL WIRED CONTROL



WIRED CONTROL

CARRIER DELIVERS HIGH EFFICIENCY AND PERFORMANCE, **CERTIFIED BY EUROVENT!**

Eurovent, the European Committee of Air Handling & Refrigeration Equipment Manufacturers, is the representative body for the European refrigeration, air-conditioning, air-handling, heating and ventilation industry and represents trade associations from European and non-European countries.

Carrier actively participates in developing Eurovent certifications to help establish standards and achieve global compatibility.



* Products that have been certified for their performance and efficiency by Eurovent will feature the Eurovent Certification logo.

What is Eurovent Certification?

Eurovent Certification certifies the performance ratings of air-conditioning and refrigeration products according to European and international standards. The objective is to build up customer confidence by levelling the competitive playing field for all manufacturers and by increasing the integrity and accuracy of the industrial performance ratings.


When a product has been certified by Eurovent, the end users can be confident that their equipment will operate in accordance with the design specifications, the energy cost will be correctly stated and therefore the supplied product will correspond to the initial investment.


INNOVATIVE CHARACTERISTICS


Carrier products conform to the highest quality standards and maximize comfort with functions and modes specially designed to cover all your needs.

Moreover, Carrier air-conditioning units are equipped with additional functions to further increase energy savings without sacrificing comfort!


Air Quality:


 **Fresh Air Intake Ports:**
A ventilation motor can be installed in the fresh-air duct, connected to the ventilation connector, and work with the indoor fan to increase the volume of fresh air.


 **Self-Cleaning:**
After the air-condition is switched off, the indoor unit will continue operating in dry mode for a few minutes, to clean and dry out the indoor evaporator and prevent the formation of mold.


 **Dry Mode:**
In this mode, priority is given to dehumidifying the air. Low fan speed and compressor cycling is used to achieve this and regulate room temperature.

Reliability:

 **Electrical Voltage Protection:**
The unit is designed to operate when the voltage is less than or greater of 230 Volts. Specifically, the air conditioner can be operated at a voltage of 168 to 264V, thus providing protection against fluctuations in the electricity voltage in these limits.

 **Build in Drain Pump:**
The drain pump can remove the condensing water from the unit, up to 750mm high. The drainage piping is easy to install even at narrow spaces.

 **Self-Diagnosis & Auto-Protection:**
The unit will detect abnormal operation or malfunctions and will shut down automatically to prevent any further issues. At the same time, it will indicate an error code for faster service.

 **Auto-Defrosting:**
This function will protect the outdoor unit and evaporator from ice and will maintain dehumidifying effect under extremely low ambient temperature.

 **Automatic Restart:**
The unit restarts automatically after a power failure, keeping all previous settings.

 **Eurovent Certification:**
Eurovent Certification certifies the performance ratings of the air-condition unit according to European and international standards.

Installation Flexibility

 **Reserved Air Outlet for Duct:**
A reserved outlet on the side of the indoor unit allows the connection of an air duct to provide air conditioning to nearby rooms from a single unit.

 **Reserved Dry Contact Ports:**
With the reserved ports, a remote switch can be easily connected for a remote control. The built-in PCB can produce alarm signal which can be connected to an external alarm light or vibration gauge.

Comfort:



8°C Heating Function:

You can activate this function through the remote control, so that the air-conditioner automatically starts heating mode when it detects temperature below 8°C, to prevent the room from freezing when it is unoccupied for a long period in severe cold weather.



360° Air Flow:

Cassette sizes from 24,000 to 60,000 BTU can distribute airflow evenly to all directions, without "blind-spots", achieving equal temperature across the room.



Auto-Swing:

You can select the louvers to move automatically or choose the exact air flow direction using the remote control, as the unit is equipped with motorized air-louvers.



Turbo Mode:

This function will be helpful to cool or heat your room quickly and effectively by operating at the maximum fan speed for 30 minutes.



My Mode:

The unit memorizes the desired mode and temperature so that you can have the desired operation at a touch of a button.



Remote Control Bright Screen:

The remote control has a backlit LCD display for easier reading.



Auto Adjust External Static Pressure:

With automatic air-flow adjustment function, the unit can adapt its fan speed to a lower or higher curve, to decrease or increase air-flow depending on resistance.



Timer:

You can program the unit to operate during specific hours, in the desired mode and temperature settings.

Energy Saving:



ECO-Mode:

By enabling ECO mode in cooling operation you can save up to 60% more energy compared to normal mode. The unit will automatically adjust both the internal fan speed and compressor rotation to provide you the same comfort with minimum power consumption. The function will be automatically disabled after 8 hours of operation. In ECO mode, the selected cooling temperature can be between 24 - 30 °C.



3D DC Inverter:

The indoor unit is equipped with a DC inverter fan motor. The outdoor unit is also equipped with DC inverter technology compressor and fan motor. With 3 DC inverter motors the unit achieves maximum performance and energy efficiency.



Sleep Mode:

This mode saves energy and improves night time comfort. The set temperature will increase by 1°C per hour in cooling mode or decrease by 1°C per hour in heating mode, for the first 2 hours of operation. Thereafter the unit will retain the new temperature for 5 hours after which it will switch off automatically!



DC Twin Rotary Compressors:

Units from 24,000 to 60,000 BTU are equipped with DC Twin-Rotary compressors, which contribute to the system's high performance and reliability. The two-rotary compression cylinders, offset from each other by 180° and a DC brushless motor with the shaft in perfect balance, ensure reduced vibrations and lower noise levels even when operating at very low speeds. They have an extremely wide range between the minimum and maximum capacity, therefore the system is always optimized to provide maximum comfort with extremely high efficiency levels.



United Technologies

turn to the experts 

Professional solutions from Professionals



LIGHT COMMERCIAL COMFORT SOLUTIONS

Carrier light commercial solutions are designed to meet the requirements of a variety of building types and applications.

ENERGY EFFICIENCY

The inverter technology the systems use offers considerable advantages in terms of energy savings. The variable capacity management of the compressor allows the system to maintain room temperature control and to ensure minimum energy usage.

EXTENDED RANGE OF SOLUTIONS

Carrier Light Commercial systems, with state-of-the-art technologies, flexible controls, variety of indoor units, wide range of capacities and improved installation, bring comfort and convenience to any light commercial installation.

OPERATIONS & MAINTENANCE

With superior quality and performance, the decision to partner with Carrier for light commercial solutions is an easy one. Our independent partners make installing and maintaining those solutions for optimal performance simple as well.



Inverter Console **XPower 42QZA**



R32
REFRIGERANT 



3D DC Inverter



Timer



Turbo Mode




Dry Mode



Auto Leak
Detection



turn to the experts 



Ultimate comfort



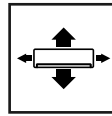
R32
REFRIGERANT 





EUROVENT CERTIFIED PERFORMANCE:

Eurovent Certification certifies the performance ratings of the air-condition unit according to European and international standards.



3D AIR FLOW LOUVERS:

The unit can distribute air around in three directions and in 90° angle, to match the installation conditions.



3D DC INVERTER:

The outdoor unit is equipped with DC inverter technology compressor and DC inverter fan motor. The indoor unit is also equipped with a DC inverter fan motor. With 3 DC inverter motors the unit achieves maximum performance and energy efficiency.



BUILT-IN DRAIN PUMP*:

The drain pump can remove the condensing water from the unit, up to 750mm high. The drainage piping is easy to install even at narrow spaces. *(optional)



TWIN-ROTARY COMPRESSORS:

Units from 24.000 to 60.000 BTU are equipped with DC Twin-Rotary compressors, which contribute to the system's high performance and reliability. The two-rotary compression cylinders, offset from each other by 180° and a DC brushless motor with the shaft in perfect balance, ensure reduced vibrations and lower noise levels even when operating at very low speeds. They have an extremely wide range between the minimum and maximum capacity, therefore the system is always optimized to provide maximum comfort with extremely high efficiency levels.

Instalation Flexibility

- Fresh air intake:

A ventilation motor can be installed in the fresh-air duct, connected to the ventilation connector, and work with the indoor fan to increase the volume of fresh air (optional).

- Reserved dry contact ports:

With the reserved ports, a remote switch can be easily connected for a remote control. The built-in PCB can produce alarm signal which can be connected to an external alarm light or vibration gauge.

INDOOR UNIT

OUTDOOR UNIT

Cooling capacity
Heating capacity
Heating capacity at -7
Heating capacity at -10
Heating capacity at -15
SEER/SCOP(average)/SCOP(warmer)
Energy label
Yearly energy consumption
EER/COP
Standard current (cooling)
Standard input (cooling)
Standard current (heating)
Standard input (heating)

		42QZA012D8S	38QUS012D8S
kW		3.52(1.50-5.00)	
kW		4.50(1.00-5.60)	
kW		4,10	
kW		3,70	
kW		3,50	
W/W		7.7/4.3/5.1	
		A++/A+/A+++	
kWh		160/1140/961	
W/W		3.87/3.72	
A		4,10	
W		910	
A		5,40	
W		1210	

INDOOR UNIT

Sound power level
Sound pressure level (high/med/low)
Air flow (high/med/low)
Weight (Net/Gross)(Body)
Dimensions (WxDxH)(Body)

		42QZA012D8S
dB(A)		55
dB(A)		43/41/35
m³/h		530/480/360
kg		15.0/19.5
mm		700×210×600

OUTDOOR UNIT















Temp range cooling
Temp range heating
Liquid side/Gas side
Standard piping length
Min piping length
Max piping length
Max difference
Additional charge
Sound power level
Sound pressure level
Airflow
Weight (Net/Gross)
Dimensions (WxDxH)
Voltage/Hz/Ph
Voltage/Hz/Ph

		38QUS012D8S
°C		-15-50
°C		-15-24
kg		1/4 / 3/8
inch		5
m		3
m		25
m		10
m		12
g/m		63
dB(A)		56
dB(A)		2000
m³/h		34.7/37.5
kg		800×333×554
mm		220-240V / 50Hz / 1Ph
		220-240V / 1Ph

Note
 * Sound data @ cooling mode
 * -7°C / -10°C / -15°C heating @ free frequency

* Preliminary Data

Basic Features

 Auto Leak Detection	<input checked="" type="checkbox"/>	 Turbo Mode	<input checked="" type="checkbox"/>	 Cold Draft Prevention	<input checked="" type="checkbox"/>
 Auto Defrost	<input checked="" type="checkbox"/>	 Sleep Mode	<input checked="" type="checkbox"/>	 Electrical Voltage Protection (168 to 264V)	<input checked="" type="checkbox"/>
 Auto Swing	<input checked="" type="checkbox"/>	 Dry Mode	<input checked="" type="checkbox"/>	 Bright LCD Screen Remote Control	<input checked="" type="checkbox"/>
 Auto Restart	<input checked="" type="checkbox"/>	 *My* Mode	<input checked="" type="checkbox"/>	 Wired Control	<input type="checkbox"/>
 Timer	<input checked="" type="checkbox"/>	 Louver Position Memory	<input checked="" type="checkbox"/>		

Inverter Under-ceiling **XPOWER 42QZL**



R32
REFRIGERANT 



3D DC Inverter



Timer



Sleep Mode




Dry Mode



Auto Leak
Detection



turn to the experts 



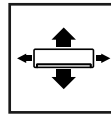
Slim and stylish with high performance





EUROVENT CERTIFIED PERFORMANCE:

Eurovent Certification certifies the performance ratings of the air-condition unit according to European and international standards.



3D AIR FLOW LOUVERS:

The unit can distribute air around in three directions and in 90° angle, to match the installation conditions.



3D DC INVERTER:

The outdoor unit is equipped with DC inverter technology compressor and DC inverter fan motor. The indoor unit is also equipped with a DC inverter fan motor. With 3 DC inverter motors the unit achieves maximum performance and energy efficiency.



BUILT-IN DRAIN PUMP*:

The drain pump can remove the condensing water from the unit, up to 750mm high. The drainage piping is easy to install even at narrow spaces. *(optional)



TWIN-ROTARY COMPRESSORS:

Units from 24.000 to 60.000 BTU are equipped with DC Twin-Rotary compressors, which contribute to the system's high performance and reliability. The two-rotary compression cylinders, offset from each other by 180° and a DC brushless motor with the shaft in perfect balance, ensure reduced vibrations and lower noise levels even when operating at very low speeds. They have an extremely wide range between the minimum and maximum capacity, therefore the system is always optimized to provide maximum comfort with extremely high efficiency levels.

Instalation Flexibility

- Floor or ceiling installation:

The unit can be installed either on the floor or on the ceiling. It has 3-way piping sockets and 2-way drainage directions that allow for easy installation in every position.

- Fresh air intake:

A ventilation motor can be installed in the fresh-air duct, connected to the ventilation connector, and work with the indoor fan to increase the volume of fresh air (optional).

- Reserved dry contact ports:

With the reserved ports, a remote switch can be easily connected for a remote control. The built-in PCB can produce alarm signal which can be connected to an external alarm light or vibration gauge.

SINGLE PHASE

INDOOR UNIT

OUTDOOR UNIT

		42QZL018D8S-1	42QZL018R8S	42QZL024R8S	42QZL036R8S
		38QUS018D8S	38QUS018R8S	38QUS024R8S	38QUS036R8S
Cooling capacity	kW	5.30 (2.71-5.57)	5.20(2.60-5.60)	7.05(3.20-7.70)	10.50(3.90-10.70)
Heating capacity	kW	5.57(2.42-6.30)	5.70(2.30-5.80)	7.40(2.70-8.30)	12.50(2.90-13.50)
Heating capacity at -7°C	kW	4,50	4,30	5,30	9,80
Heating capacity at -10°C	kW	4,00	3,90	5,50	8,40
Heating capacity at -15°C	kW	3,60	3,20	4,90	8,20
SEER/SCOP (average)/SCOP (warmer)	W/W	6.1/4.0/5.1	6.9 / 4.0 / 5.1	6.3 / 4.0 / 5.0	6.6 / 4.0 / 5.1
Energy label		A++/A+/A+++	A++ / A+ / A+++	A++ / A+ / A++	A++ / A+ / A+++
Yearly energy consumption	kWh	304/1435/1373	264 / 1645 / 1290	392 / 1855 / 1372	557 / 3045 / 2910
EER/COP	W/W	3.25/3.71	3.06 / 3.77	3.07 / 3.47	2.65 / 3.62
Standard current (cooling)	A	7,2	7,7	10,1	17,1
Standard input (cooling)	W	1630	1700	2230	3830
Standard current (heating)	A	6,6	6,8	9,7	15,3
Standard input (heating)	W	1500	1500	2130	3450

INDOOR UNIT

		42QZL018DS-1	42QZL018R8S	42QZL024R8S	42QZL036R8S
Sound power level	dB(A)	61	57	62	63
Sound pressure level (high/med/low)	dB(A)	44/42/36	45 / 40 / 37	49 / 46 / 41	50 / 46 / 42
Air flow (high/med/low)	m³/h	880/760/650	900 / 790 / 680	1200 / 1070 / 850	2160 / 1840 / 1430
Weight (net/gross)	kg	28.0/33.5	27.0 / 32.0	27.0 / 32.0	41.2 / 47.6
Dimensions (WxDxH)	mm	1068X675X235	1068×675×235	1068×675×235	1650×675×235

OUTDOOR UNIT

		38QUS018DS-1	38QUS018R8S	38QUS024R8S	38QUS036R8S
Temp range cooling	°C			-15-50	
Temp range heating	°C			-15-24	
Refrigerant amount	kg	1.15	1,35	1,5	2,4
Liquid side/Gas side	inn	1/4 - 1/2	1/4 / 1/2	3/8 / 5/8	3/8 / 5/8
Standard piping length	m	5	5	5	5
Min piping length	m	3	3	3	3
Max piping length	m	30	30	50	65
Max difference	m	20	20	25	30
Additional charge	g/m	12	12	24	24
Sound power level	dB(A)	64	65	67	69
Sound pressure level	dB(A)	57	57	61	64
Air flow	m³/h	2000	2100	2700	4000
Weight (net/gross)	kg	33.7/36.6	35.5 / 38.5	49.5 / 53.0	67.0 / 73.5
Dimensions (WxDxH)	mm	800X333X554	800×333×554	845×363×702	946×410×810
Voltage/Hz/Ph		220-240V / 50HZ / 1PH			

Note

* Sound data @ cooling mode

* -7°C / -10°C / -15°C heating @ free frequency

* Preliminary Data

THREE PHASE

INDOOR UNIT

OUTDOOR UNIT

		42QZL036R8S 38QUS036R8T	42QZL048R8S 38QUS048R8T	42QZL060R8S 38QUS060R8T
Cooling capacity	kW	10.50(3.90-11.20)	14.00(4.90-15.10)	15.40(5.20-17.00)
Heating capacity	kW	10.80(2.80-13.90)	15.60(3.80-18.00)	18.00(4.30-19.60)
Heating capacity at -7°C	kW	9,70	11,10	11,50
Heating capacity at -10°C	kW	8,30	10,50	11,10
Heating capacity at -15°C	kW	8,20	8,60	9,90
SEER/SCOP (average)/SCOP (warmer)	W/W	6.5 / 4.0 / 5.1	6.1 / 4.0 / 4.8	6.1 / 4.0 / 5.1
Energy label		A++ / A+ / A+++	A++ / A+ / A++	A++ / A+ / A+++
Yearly energy consumption	kWh	565 / 3045 / 2471	803 / 3885 / 3529	884 / 4130 / 3376
EER/COP	W/W	2.80 / 3.65	2.55 / 2.85	2.55 / 2.95
Standard current (cooling)	A	6,7	9,1	10,1
Standard input (cooling)	W	4000	5500	6050
Standard current (heating)	A	5,1	8,2	10,2
Standard input (heating)	W	2950	5030	6100

INDOOR UNIT

		42QZL036R8S	42QZL048R8S	42QZL060R8S
Sound power level	dB(A)	63	66	68
Sound pressure level (high/med/low)	dB(A)	50 / 46 / 42	54 / 50 / 46	54 / 47 / 43
Air flow (high/med/low)	m³/h	2160 / 1840 / 1430	2330 / 1930 / 1420	2450 / 1830 / 1430
Weight (net/gross)	kg	41.5 / 48.0	41.2 / 47.6	41.4 / 47.8
Dimensions (WxDxH)	mm	1650×675×235	1650×675×235	1650×675×235

OUTDOOR UNIT

		38QUS036R8T	38QUS048R8T	38QUS060R8T
Temp range cooling	°C		-15-50	
Temp range heating	°C		-15-24	
Refrigerant amount	kg	2,4	2,8	2,95
Liquid side/Gas side	inn	3/8 - 5/8	3/8 - 5/8	3/8 - 5/8
Standard piping length	m	5	5	5
Min piping length	m	3	3	3
Max piping length	m	65	65	65
Max difference	m	30	30	30
Additional charge	g/m	24	24	24
Sound power level	dB(A)	69	75	77
Sound pressure level	dB(A)	64	66	66
Air flow	m³/h	4000	7500	7500
Weight (net/gross)	kg	81.5 / 87.0	107.0 / 120.0	112.0 / 125.0
Dimensions (WxDxH)	mm	946×410×810	952×415×1333	952×415×1333
Voltage/Hz/Ph			380-415V / 50HZ / 3PH	

Note

* Sound data @ cooling mode

* -7°C / -10°C / -15°C heating @ free frequency

* Preliminary Data

Basic Features

	Auto Leak Detection	●		Turbo Mode	●		Cold Draft Prevention	●
	Auto Defrost	●		Sleep Mode	●		Electrical Voltage Protection (168 To 264V)	●
	Auto Swing	●		Dry Mode	●		Bright LCD Screen Remote Control	●
	Auto Restart	●		"My" Mode	●		Wired Control	○
	Timer	●		Louver Position Memory				



Inverter Cassette **XPOWER 42QTD**



R32
REFRIGERANT



3D DC Inverter



Timer



Sleep Mode




Dry Mode



Turbo Mode



turn to the experts 



Compact design for easy installation
in any indoor application





EUROVENT CERTIFIED PERFORMANCE:

Eurovent Certification certifies the performance ratings of the air-condition unit according to European and international standards.



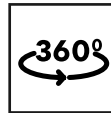
BUILT-IN DRAIN PUMP:

The drain pump can remove the condensing water from the unit, up to 750mm high. The drainage piping is easy to install even at narrow spaces.



3D DC INVERTER:

The outdoor unit is equipped with DC inverter technology compressor and DC inverter fan motor. The indoor unit is also equipped with a DC inverter fan motor. With 3 DC inverter motors the unit achieves maximum performance and energy efficiency.



360° AIR FLOW:

Cassette sizes from 24,000 to 60,000 BTU can distribute airflow evenly to all directions, without "blind-spots", achieving equal temperature across the room.



TWIN-ROTARY COMPRESSORS:

Units from 24,000 to 60,000 BTU are equipped with DC Twin-Rotary compressors, which contribute to the system's high performance and reliability. The two-rotary compression cylinders, offset from each other by 180° and a DC brushless motor with the shaft in perfect balance, ensure reduced vibrations and lower noise levels even when operating at very low speeds. They have an extremely wide range between the minimum and maximum capacity, therefore the system is always optimized to provide maximum comfort with extremely high efficiency levels.

Instalation Flexibility

- Compact design:

With its small size it can fit to all suspended ceiling installations. It is ideal for offices and large spaces.

- Reserved air outlet for duct:

A reserved outlet on the side of the indoor unit allows the connection of an air duct to provide air conditioning to nearby rooms from a single unit.

- Fresh air intake:

A ventilation motor can be installed in the fresh-air duct, connected to the ventilation connector, and work with the indoor fan to increase the volume of fresh air.

- Reserved dry contact ports:

With the reserved ports, a remote switch can be easily connected for a remote control. The built-in PCB can produce alarm signal which can be connected to an external alarm light or vibration gauge.

SINGLE PHASE

**INDOOR UNIT
OUTDOOR UNIT**

		42QTD012D8S	42QTD018D8S-1	42QTD018R8S	42QTD024R8S	42QTD036R8S
		38QUS012D8S	38QUS018D8S	38QUS018R8S	38QUS024R8S	38QUS036R8S
Cooling capacity	kW	3.50(1.52-5.28)	5.30 2.90-5.74)	5.20(2.60-5.70)	7.05(3.20-7.90)	10.50(3.90-10.60)
Heating capacity	kW	4.40(1.03-5.57)	5.42 2.37-6.10)	5.50(2.30-5.80)	7.20(2.80-8.80)	10.60(2.90-13.50)
Heating capacity at -7°C	kW	4,1	4,7	3,90	5,40	9,70
Heating capacity at -10°C	kW	3,8	4,1	3,90	5,00	8,30
Heating capacity at -15°C	kW	3,6	3,7	2,20	3,70	8,20
SEER/SCOP (average)/SCOP (warmer)	W/W	7.8/4.6/5.1	6.1/4.0/4.9	6.9 / 4.0 / 5.1	6.1 / 4.0 / 5.1	6.1 / 4.0 / 4.9
Energy label		A++/A+/A+++	A++/A+/A++	A++ / A+ / A+++	A++ / A+ / A+++	A++ / A+ / A++
Yearly energy consumption	kWh	157/959/961	304/1470/1525	264 / 1645 / 1290	405 / 1855 / 1620	602 / 3045 / 3000
EER/COP	W/W	4.12/4.00	3.25/3.71	3.34 / 3.74	2.95 / 3.93	2.61 / 3.53
Standard current (cooling)	A	3,8	7,2	7,7	9,9	16,5
Standard input (cooling)	W	850	1630	1700	2180	3740
Standard current (heating)	A	5	6,4	6,8	8,4	13,3
Standard input (heating)	W	1100	1460	1500	1830	2970

INDOOR UNIT

		42QTD012D8S	42QTD018D8S-1	42QTD018R8S	42QTD024R8S	42QTD036R8S
Sound power level	dB(A)	59	60	57	61	62
Sound pressure level (high/med/low)	dB(A)	42/39/36	45/42/36	45 / 40 / 37	46 / 43 / 40	51 / 49 / 46
Air flow (high/med/low)	m³/h	560/430/390	680/550/400	1040 / 870 / 760	1380 / 1200 / 1030	1770 / 1620 / 1440
Weight (net/gross) (Body)	kg	16.5/19.0	16.5/19.5	21.5 / 25.0	24.0 / 28.0	27.5 / 31.0
Weight (net/gross) (Panel)	kg	2.5/4.5	2.5/4.5	6.0 / 9.0	6.0 / 9.0	6.0 / 9.0
Dimensions (WxDxH) (Body)	mm	570x570x260	662x662x317	840x840x205	840x840x205	840x840x245
Dimensions (WxDxH) (Panel)	mm	647x647x50	647x647x50	950x950x55	950x950x55	950x950x55

OUTDOOR UNIT

		38QUS012D8S	38QUS018D8S	38QUS018R8S	38QUS024R8S	38QUS036R8S
Temp range cooling	°C	-15-50	-15-50	-15-50	-15-50	-15-50
Temp range heating	°C	-15-24	-15-24	-15-24	-15-24	-15-24
Refrigerant amount	kg	0.87	1.15	1.35	1.5	2,4
Liquid side/Gas side	inn	1/4 - 3/8	1/4 / 1/2	1/4 - 1/2	3/8 - 5/8	3/8 - 5/8
Standard piping length	m	5	5	5	5	5
Min piping length	m	3	3	3	3	3
Max piping length	m	25	30	30	50	65
Max difference	m	10	20	20	25	30
Additional charge	g/m	12	12	12	24	24
Sound power level	dB(A)	63	64	65	67	69
Sound pressure level	dB(A)	56	57	57	61	64
Air flow	m³/h	2000	2000	2100	2700	4000
Weight (net/gross)	kg	34.7/37.5	33.7/36.6	35.5 / 38.5	49.5 / 53.0	67.0 / 73.5
Dimensions (WxDxH)	mm	800x333x554	800x333x554	800x333x554	845x363x702	946x410x810
Voltage/Hz/Ph		380-415V / 50Hz / 3Ph				

Note
 * Sound data @ cooling mode
 * -7°C / -10°C / -15°C heating @ free frequency

* Preliminary Data

THREE PHASE

INDOOR UNIT OUTDOOR UNIT

		42QTD036R8S 38QUS036R8T	42QTD048R8S 38QUS048R8T	42QTD060R8S 38QUS060R8T
Cooling capacity	kW	10.50(4.00-10.70)	14.00(4.70-14.60)	15.40(5.20-16.70)
Heating capacity	kW	10.80(2.90-14.10)	15.60(3.90-16.80)	18.00(4.30-19.30)
Heating capacity at -7°C	kW	9,60	10,50	12,20
Heating capacity at -10°C	kW	8,20	10,00	11,90
Heating capacity at -15°C	kW	8,10	8,50	9,80
SEER/SCOP (average)/SCOP (warmer)	W/W	6.1 / 4.0 / 4.9	6.1 / 4.0 / 4.6	6.1 / 4.0 / 5.1
Energy label		A++ / A+ / A++	A++ / A+ / A++	A++ / A+ / A+++
Yearly energy consumption	kWh	602 / 2835 / 3000	803 / 3850 / 3591	884 / 4130 / 3376
EER/COP	W/W	2.80 / 3.71	2.72 / 3.10	2.53 / 2.94
Standard current (cooling)	A	6,6	9,2	10,2
Standard input (cooling)	W	3950	5150	6080
Standard current (heating)	A	5	8,2	10,3
Standard input (heating)	W	2910	5040	6130

INDOOR UNIT

		42QTD036R8S	42QTD048R8S	42QTD060R8S
Sound power level	dB(A)	62	65	65
Sound pressure level (high/med/low)	dB(A)	51 / 49 / 46	52 / 50 / 48	53 / 50 / 48
Air flow (high/med/low)	m³/h	1770 / 1620 / 1440	1870 / 1700 / 1500	1970 / 1740 / 1540
Weight (net/gross) (Body)	kg	27.5 / 31.0	29.0 / 33.0	29.0 / 33.0
Weight (net/gross) (Panel)	kg	6.0 / 9.0	6.0 / 9.0	6.0 / 9.0
Dimensions (WxDxH) (Body)	mm	840×840×245	840×840×287	840×840×287
Dimensions (WxDxH) (Panel)	mm	950×950×55	950×950×55	950×950×55

OUTDOOR UNIT

		38QUS036R8T	38QUS048R8T	38QUS060R8T
Temp range cooling	°C	-15-50	-15-50	-15-50
Temp range heating	°C	-15-24	-15-24	-15-24
Refrigerant amount	kg	2,4	2,8	2,95
Liquid side/Gas side	inn	3/8 - 5/8	3/8 - 5/8	3/8 - 5/8
Standard piping length	m	5	5	5
Min piping length	m	3	3	3
Max piping length	m	65	65	65
Max difference	m	30	30	30
Additional charge	g/m	24	24	24
Sound power level	dB(A)	69	75	77
Sound pressure level	dB(A)	64	66	66
Air flow	m³/h	4000	7500	7500
Weight (net/gross)	kg	81.5 / 87.0	107.0 / 120.0	112.0 / 125.0
Dimensions (WxDxH)	mm	946×410×810	952×415×1333	952×415×1333
Voltage/Hz/Ph		380-415V / 50Hz / 3Ph		

Note

* Sound data @ cooling mode

* -7°C / -10°C / -15°C heating @ free frequency

* Preliminary Data

Basics Features

Auto Leak Detection	●	TURBO Turbo Mode	●	Cold Draft Prevention	●
Auto Defrost	●	Sleep Mode	●	Electrical Voltage Protection (168 To 264V)	●
Auto Swing	●	Dry Mode	●	Bright LCD Screen Remote Control	●
Auto Restart	●	*My* Mode	●	Wired Control	○
Timer	●	Louver Position Memory	●		



Inverter Ducted **XPOWER 42QSS**



R32
REFRIGERANT 



3D DC Inverter



Timer



Sleep Mode




Turbo Mode



Auto Leak
Detection



turn to the experts 



Compact and versatile is the ideal choice for new or refurbished buildings





EUROVENT CERTIFIED PERFORMANCE:

Eurovent Certification certifies the performance ratings of the air-condition unit according to European and international standards.




BUILT-IN DRAIN PUMP*:

The drain pump can remove the condensing water from the unit, up to 750mm high. The drainage piping is easy to install even at narrow spaces. *(optional)



3D DC INVERTER:

The outdoor unit is equipped with DC inverter technology compressor and DC inverter fan motor. The indoor unit is also equipped with a DC inverter fan motor. With 3 DC inverter motors the unit achieves maximum performance and energy efficiency.



TWIN-ROTARY COMPRESSORS:

Units from 24,000 to 60,000 BTU are equipped with DC Twin-Rotary compressors, which contribute to the system's high performance and reliability. The two-rotary compression cylinders, offset from each other by 180° and a DC brushless motor with the shaft in perfect balance, ensure reduced vibrations and lower noise levels even when operating at very low speeds. They have an extremely wide range between the minimum and maximum capacity, therefore the system is always optimized to provide maximum comfort with extremely high efficiency levels.

Installation Flexibility

- Slim design:

The unit has slim design with reduced height, suitable for low-ceiling installations.

- Two way air inlet:

The unit offers air intake both from the back and bottom side, for more flexible installation.

- Fresh air intake:

A ventilation motor can be installed in the fresh-air duct, connected to the ventilation connector, and work with the indoor fan to increase the volume of fresh air (optional).

- Auto adjust external static pressure:

With automatic air-flow adjustment function, the unit can adapt its fan speed to a lower or higher curve, to decrease or increase air-flow depending on resistance.

- Increased external static pressure:

The optimized air scroll design can deliver higher external static pressure.

- Reserved dry contact ports:

With the reserved ports, a remote switch can be easily connected for a remote control. The built-in PCB can produce alarm signal which can be connected to an external alarm light or vibration gauge.

SINGLE PHASE

INDOOR UNIT

OUTDOOR UNIT

		42QSS012D8S	42QSS018D8S	42QSS018R8S	42QSS024R8S	42QSS030R8S	42QSS036R8S	42QSS042R8S
		38QUS012D8S	38QUS018D8S	38QUS018R8S	38QUS024R8S	38QUS030R8S	38QUS036R8S	38QUS042R8S
Cooling capacity	kW	3.50(1.52-5.28)	5.30(2.55-5.69)	5.20(2.80-5.50)	7.05(3.20-8.20)	8.80(2.23-9.82)	10.50(2.70-10.60)	12.40(2.58-13.40)
Heating capacity	kW	4.40(1.03-5.57)	5.86(2.20-6.15)	5.50(2.40-5.80)	7.60(2.80-8.80)	9.38(6.74-11.14)	11.30(2.50-13.40)	13.48(2.05-14.85)
Heating cap. at -7°C	kW	4,1	4,70	4,00	5,30	7,00	10,30	10,80
Heating cap. at -10°C	kW	3,8	4,10	3,60	4,70	6,20	9,60	9,60
Heating cap. at -15°C	kW	3,6	3,70	2,50	3,50	5,60	8,30	8,60
SEER/SCOP (average) SCOP (warmer)	W/W	7.8/4.6/5.1	6.1/4.0/5.0	6.3 / 4.0 / 4.9	6.5 / 4.0 / 4.8	6.1 / 4.0 / 5.1	6.1 / 4.0 / 4.9	6.1 / 4.0 / 5.0
Energy label		A++/A+/A+++	A++/A+/A++	A++ / A+ / A++	A++ / A+ / A++	A++ / A+ / A+++	A++ / A+ / A++	A++ / A+ / A++
Yearly energy consumption	kWh	157/959/961	304/1512/1464	289 / 1645 / 1343	380 / 1750 / 1633	505/2800/1920	602 / 2940 / 2857	711/3360/2996
EER/COP	W/W	4.12/4.00	3.25/3.71	3.06 / 3.74	3.23 / 3.88	3.38 / 4.08	2.52 / 3.55	3.40/3.66
Standard current (cooling)	A	3,8	7,2	7,7	10,3	11,8	17,5	16,0
Standard input (cooling)	W	850	1630	1700	2260	2600	3950	3650
Standard current (heating)	A	5	7,0	6,8	9,0	10,6	14,1	16,2
Standard input (heating)	W	1100	1580	1500	1960	2300	3180	3680

INDOOR UNIT

		42QSS012D8S	42QSS018D8S	42QSS018R8S	42QSS024R8S	42QSS030R8S	42QSS036R8S	42QSS042R8S
Sound power level	dB(A)	60	61,0	60	63	65	65	69
Sound pressure level (high/med/low)	dB(A)	42 / 36 / 30	45/38/33	42 / 40 / 38	42 / 40 / 38	45/42/39	45 / 42 / 39	53/51/49
Air flow (high/med/low)	m³/h	580 / 480 / 300	880/650/350	1000 / 850 / 680	1250 / 1050 / 840	1400/1150/750	1400 / 1150 / 750	2400 / 2040 / 1680
Weight (net/gross)	kg	18.0 / 22.0	24.5/29.5	25.5 / 31.5	31.5 / 39.0	40.5/48.5	40.5 / 48.5	47.5 / 56.0
Dimensions (WxDxH)	mm	700×450×200	880X674X210	880×674×210	1100×774×249	1360×774×249	1360×774×249	1200×874×300

OUTDOOR UNIT

		38QUS012D8S	38QUS018D8S	38QUS018R8S	38QUS024R8S	38QUS030R8S	38QUS036R8S	38QUS042R8S
Temp range cooling	°C	-15-50	-15-50	-15-50	-15-50	-15-50	-15-50	-15-50
Temp range heating	°C	-15-24	-15-24	-15 - 24	-15-24	-15-24	-15-24	-15-24
Refrigerant amount	kg	0.87	1.15	1,35	1,5	2.0	2,4	2.80
Liquid side/Gas side	inn	1/4 - 3/8	1/4 / 1/2	1/4 - 1/2	3/8 - 5/8	3/8 / 5/8	3/8 - 5/8	3/8 / 5/8
Standard piping length	m	5	5	5	5	5	5	5
Min piping length	m	3	3	3	3	3	3	3
Max piping length	m	25	30	30	50	50	65	65
Max difference	m	10	20	20	25	25	30	30
Additional charge	g/m	12	12	12	24	24	24	24
Sound power level	dB(A)	63	64	65	67	67	69	72
Sound pressure level	dB(A)	56	57	57	61	61	64	65
Air flow	m³/h	2000	2000	2100	2700	3800	4000	3600
Weight (net/gross)	kg	34.7/37.5	33.7/36.6	35.5 / 38.5	49.5 / 53.0	56.9 / 61.8	67.0 / 73.5	73.9/78.9
Dimensions (WxDxH)	mm	800X333X554	800X333X554	800×333×554	845×363×702	946×410×810	946×410×810	946×410×810
Voltage/Hz/Ph		220-240V / 50Hz / 1Ph						

Note

* Sound data @ cooling mode

*-7°C/-10°C/-15°C heating @ free frequency

* Preliminary Data

THREE PHASE

INDOOR UNIT

OUTDOOR UNIT

		42QSS036R8S	42QSS048R8S	42QSS060R8S
		38QUS036R8T	38QUS048R8T	38QUS060R8T
Cooling capacity	kW	10.50(2.70-11.70)	14.00(4.20-15.20)	15.40(5.80-17.20)
Heating capacity	kW	11.60(2.50-13.50)	15.60(3.70-18.00)	18.00(4.60-20.50)
Heating capacity at -7°C	kW	9,90	11,60	12,60
Heating capacity at -10°C	kW	9,10	10,70	11,80
Heating capacity at -15°C	kW	8,10	9,10	10,20
SEER/SCOP (average)/SCOP (warmer)	W/W	6.2 / 4.0 / 5.1	6.1 / 4.0 / 5.0	6.1 / 4.0 / 5.1
Energy label		A++ / A+ / A+++	A++ / A+ / A++	A++ / A+ / A+++
Yearly energy consumption	kWh	593 / 2800 / 2883	803 / 4130 / 3304	884 / 4200 / 3486
EER/COP	W/W	2.80 / 3.80	2.72 / 3.69	2.82 / 3.38
Standard current (cooling)	A	6,8	8,3	9
Standard input (cooling)	W	4070	5150	5470
Standard current (heating)	A	5,4	6,7	8,6
Standard input (heating)	W	3050	4230	5330

INDOOR UNIT

		42QSS036R8S	42QSS048R8S	42QSS060R8S
Sound power level	dB(A)	65	69	71
Sound pressure level (high/med/low)	dB(A)	45 / 42 / 39	53 / 51 / 49	54 / 52 / 50
Air flow (high/med/low)	m³/h	1400 / 1150 / 750	2400 / 2040 / 1680	2600 / 2210 / 1820
Weight (net/gross)	kg	40.5 / 48.5	47.5 / 56.0	47.5 / 56.0
Dimensions (WxDxH)	mm	1360×774×249	1200×874×300	1200×874×300

OUTDOOR UNIT

		38QUS036R8T	38QUS048R8T	38QUS060R8T
Temp range cooling	°C	-15-50	-15-50	-15-50
Temp range heating	°C	-15-24	-15-24	-15-24
Refrigerant amount	kg	2,4	2,8	2,95
Liquid side/Gas side	inn	3/8 - 5/8	3/8 - 5/8	3/8 - 5/8
Standard piping length	m	5	5	5
Min piping length	m	3	3	3
Max piping length	m	65	65	65
Max difference	m	30	30	30
Additional charge	g/m	24	24	24
Sound power level	dB(A)	69	75	77
Sound pressure level	dB(A)	64	66	66
Air flow	m³/h	4000	7500	7500
Weight (net/gross)	kg	81.5 / 87.0	107.0 / 120.0	112.0 / 125.0
Dimensions (WxDxH)	mm	946×410×810	952×415×1333	952×415×1333
Voltage/Hz/Ph		380-415V / 50Hz / 3Ph		

Note

* Sound data @ cooling mode
 *-7°C/-10°C/-15°C heating @ free frequency

* Preliminary Data

Basic Features

	Auto Leak Detection	●		TURBO Turbo Mode	●		Cold Draft Prevention	●
	Auto Defrost	●		Sleep Mode	●		Electrical Voltage Protection (168 To 264V)	●
	Auto Swing	●		Dry Mode	●		Bright LCD Screen Remote Control	●
	Auto Restart	●		"My" Mode	●		Wired Control	●
	Timer	●		Louver Position Memory	●			



Inverter Standing **XPower 42QFD**



R32
REFRIGERANT 



3D DC Inverter



Timer



Turbo Mode




Dry Mode



Auto Leak
Detection



Elegant appearance and ultimate comfort
with energy efficiency

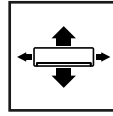


R32
REFRIGERANT



3D DC INVERTER:

The outdoor unit is equipped with DC inverter technology compressor and DC inverter fan motor. The indoor unit is also equipped with a DC inverter fan motor. With 3 DC inverter motors the unit achieves maximum performance and energy efficiency.



3D AIR FLOW LOUVERS:

The unit can distribute air around in three directions and in 90° angle, to match the installation conditions.




TWIN-ROTARY COMPRESSORS:

Units from 24,000 to 60,000 BTU are equipped with DC Twin-Rotary compressors, which contribute to the system's high performance and reliability. The two-rotary compression cylinders, offset from each other by 180° and a DC brushless motor with the shaft in perfect balance, ensure reduced vibrations and lower noise levels even when operating at very low speeds. They have an extremely wide range between the minimum and maximum capacity, therefore the system is always optimized to provide maximum comfort with extremely high efficiency levels.



AUTO MODE:

The unit can automatically change its operation mode and capacity according to the temperature difference between room and set-point temperature.



SMART LCD DISPLAY:

The built-in display shows all operations and functions, as well as error codes in case of malfunction.



INDOOR UNIT

OUTDOOR UNIT

		42QFD048R8S	38QUS048R8T
Cooling capacity	kW	14.60(4.95-15.45)	
Heating capacity	kW	16.10(4.40-18.50)	
Heating capacity at -7°C	kW	13,40	
Heating capacity at -10°C	kW	11,30	
Heating capacity at -15°C	kW	10,00	
SEER/SCOP (average)/SCOP (warmer)	W/W	6.1/4.0/5.1	
Energy label		A++ / A+ / A+++	
Yearly energy consumption	kWh	838/3850/3240	
EER/COP	W/W	2.81/3.10	
Standard current (cooling)	A	8	
Standard input (cooling)	W	5195	
Standard current (heating)	A	8,5	
Standard input (heating)	W	5200	

INDOOR UNIT

		42QFD048R8S
Sound power level	dB(A)	66
Sound pressure level (high/med/low)	dB(A)	55/53/51.5
Air flow (high/med/low)	m3/h	2413/2222/2027
Weight (Net/Gross)	kg	58.4 / 77.1
Dimensions (WxDxH)	mm	1935×629×456

OUTDOOR UNIT

		38QUS048R8T
Temp range cooling	°C	-15-50
Temp range heating	°C	-15-24
Refrigerant amount (R32)	kg	2.80
Liquid side/Gas side	inn	3/8 / 5/8
Standard piping length	m	5
Min piping length	m	3
Max piping length	m	65
Max difference	m	30
Additional charge	g/m	24
Sound power level	dB(A)	75
Sound pressure level	dB(A)	66
Air flow	m3/h	7500
Weight (net/gross)	kg	107.0 / 120.0
Dimensions (WxDxH)	mm	952×415×1333
Voltage/Hz/Ph	-	380-415V / 50Hz / 3Ph

Note:















Cooling Capacities are based on 27°C (DB) / 19°C (WB) indoor air temperature and 35°C (DB) / 24°C (WB) outdoor air temperature.

Heating Capacities are based on 20°C (DB) / 15°C (WB) indoor air temperature and 7°C (DB) / 6°C (WB) outdoor air temperature.

WxDxH = Width x Depth x Height

* Preliminary Data

Basic Features

	Auto Leak Detection	●		TURBO Turbo Mode	●		Cold Draft Prevention	●
	Auto Defrost	●		Sleep Mode	●		Electrical Voltage Protection (168 To 264V)	●
	Auto Swing	●		Dry Mode	●		Bright LCD Screen Remote Control	
	Auto Restart	●		"My" Mode	●		Wired Control	
	Timer	●		Louver Position Memory				



United Technologies
turn to the experts 

WEATHERMAKERS TO THE WORLD



AHI CARRIER SOUTH EASTERN EUROPE AIR-CONDITIONING S.A.

AHI CARRIER South Eastern Europe Air-Conditioning S.A. is responsible for the European activity of AHI CARRIER FZC in Central and South Eastern Europe, for the distribution and after-sales services of Carrier, Toshiba and Totaline air conditioning products*.

Headquartered in Greece, with a subsidiary in Thessaloniki, the company has the responsibility of managing offices in:



Greece
AHI Carrier S.E. Europe S.A.
Athens Headquarters



Greece
Thessaloniki Branch Office



Bulgaria
AHI Carrier HVAC Bulgaria EOOD



Romania
AHI Carrier Romania SRL



Austria
AHI Carrier GmbH



Czech Republic
AHI Carrier CZ s.r.o.

OUR MISSION:

To be the number one choice of customers in air conditioning, heating, ventilation and industrial refrigeration applications throughout our region.

OUR PURPOSE:

To create a comfortable and productive environment, whatever the climatic conditions, by offering solutions that ensure high quality indoor air.



VALUES

Performance and Quality:

We are committed in providing services and products of high quality and efficiency, to continuously strengthen our leadership. We provide durable and high-performance products that exceed the expectations of our customers.

Innovation:

We constantly focus on providing innovative and reliable products and services that improve our environment and living conditions.

Employee Development:

The most valuable asset of our company is its people, which is why we encourage personal and professional development by investing in training. We believe in creating a working environment dominated by meritocracy, respect and diversity.

Customer Care:

Our customers' needs are at the heart of our interest, and we are constantly working on anticipating and satisfying them, by delivering high quality products, services and innovative solutions with a competitive edge.

Business Practices:

Adhering to the highest standards of ethical and professional conduct is a firm commitment of our company. This includes the relationships we have with our customers, our suppliers, our competitors, the local communities in which we operate and, of course, our employees.

Health & Safety:

Protecting the safety of our employees, customers and the environment is a fundamental value for us. We always ensure that our employees and workplaces are safe from dangers, and our products and services are safe for the consumer.

ABOUT **AHI CARRIER FZC**

AHI CARRIER FZC, a joint venture created in December 2008 between Carrier Corporation and Air-Conditioning & Heating International (AHI), is Carrier's largest HVAC distribution entity (heating, ventilation & air conditioning) outside of U.S.A.

AHI CARRIER FZC is responsible for the markets of Russia, the Commonwealth of Independent States (CIS), Central and South Eastern Europe (15 countries), Oceania (15 countries), Africa (54 countries) and the Middle East (14 countries).


BUSINESS TERRITORY



**Toshiba: In 1999, the Carrier Corporation formed a joint venture with Toshiba's air-conditioning division, the Toshiba Carrier Corporation. The two companies have joined forces to offer a wide range of air conditioning solutions.*

Totaline: Distributes the widest range of HVACR accessories, consumables and tools for home and commercial applications and offers professional refrigeration solutions.



turn to the experts 

AHI CARRIER SOUTH EASTERN EUROPE AIR-CONDITIONING S.A.

Headquarters

18, Kifissou Ave.
104 42 - Athens
GREECE
Tel.: +30 210 6796300
Fax: +30 210 6796390
www.ahi-carrier.gr

Thessaloniki Branch

5, Ag. Georgioy str., Cosmos Offices
570 01 - Patriarhiko Pileas Thessaloniki
GREECE
Tel.: +30 231 3080430
Fax: +30 231 3080435

AHI Carrier HVAC BULGARIA EOOD

Trade Center Europe Building 6, floor 3, office 6
7 Iskarsko Shose Blvd., Sofia 1528
BULGARIA
Tel.: +35 929483960
Fax: +35 929483990
Email: bginfo@ahi-carrier.com
www.ahi-carrier.bg

AHI Carrier ROMANIA SRL

270d, Turnu Magurele str. Sector 4
Cavar center - Bucharest
ROMANIA
Tel.: +40 214 050751
Fax: +40 214 050753

AHI Carrier GmbH

Andromeda Tower, Donau-City Str. 6/9
1220 Wien, Österreich
AUSTRIA
Tel.: +43 1 269 969 710
Fax: +43 1 269 969 740

AHI Carrier CZ s.r.o.

Styblova 253/13,
14900 Praha 5, Chodov
CZECH REPUBLIC
Tel.: +420 212 812 030
www.ahi-carrier.cz

